


HOW TO DOWNLOAD GOOGLE CHROME

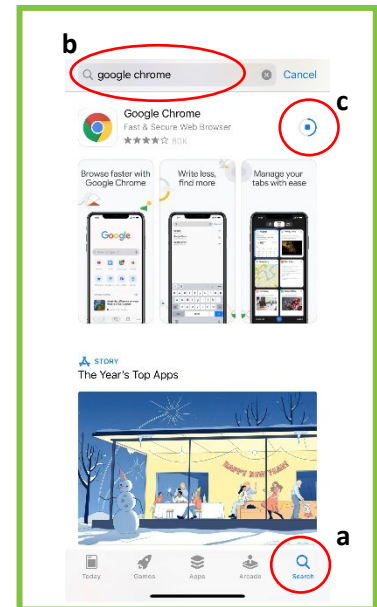
Step 1

Go to the App Store on your iPhone or iPad, or open a web browser if you have a Mac computer.

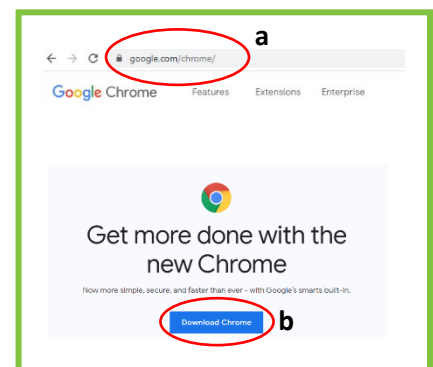


Step 2

On your phone or tablet, click the “Search” icon (a), and type “google chrome” in the search field (b). Then, click the button to the right of the Google Chrome icon to begin downloading the browser (c).



On your Mac computer, type “google.com/chrome” in your web browser (a). Then, click “Download Chrome” (b).



Step 3

Once you’ve downloaded Google Chrome on your iPhone, iPad or Mac, launch the Google Chrome browser and type in www.SagicorNow.com to:

- Get your FREE quote.
- Calculate your needs.
- Start your application.
- Contact us for additional assistance.

