Sagicor Investments Research Unit

Sagicor Investments

Weekly Market Commentary

Week Ended November 20, 2020

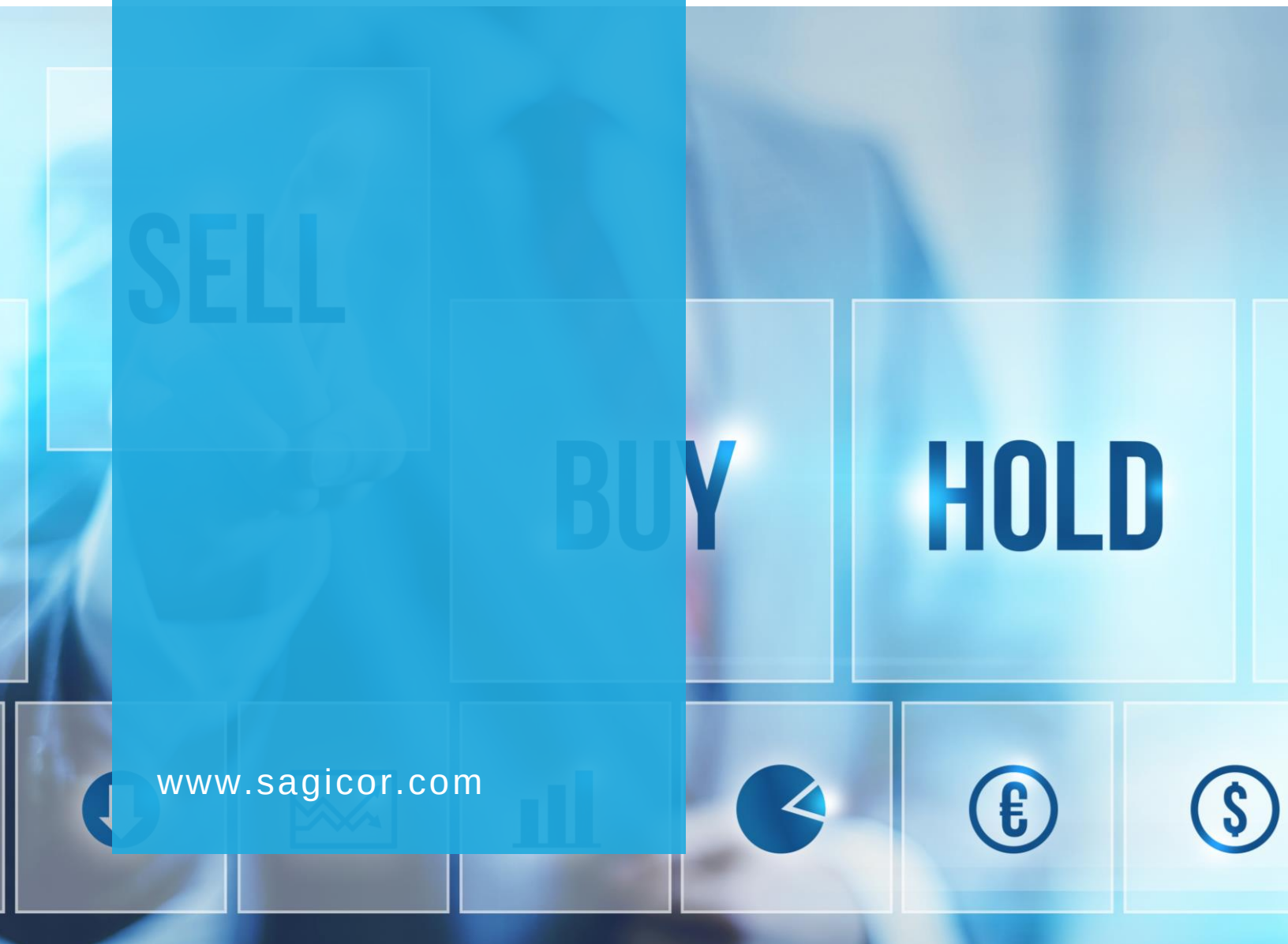

www.sagicor.com

Coronavirus Update

COVID-19

CONFIRMED CASES WORLDWIDE:
58,766,721

CONFIRMED RECOVERED WORLDWIDE:
37,636,542

CONFIRMED DEATHS WORLDWIDE:
1,390,002

CONFIRMED CASES IN JAMAICA:
10,240

CONFIRMED DEATHS IN JAMAICA:
236

Source: Bloomberg

Key Takeaways

Stationery & Office Supplies Limited (SOS)

SOS has declared a dividend of eight cents ($0.08) per ordinary stock unit payable on December 17, 2020, to shareholders on record as at December 2, 2020. The ex-dividend date is December 1, 2020.

General Accident Insurance Company Jamaica Limited (GENAC)

GENAC has declared a dividend of $0.21592 per share payable on December 14, 2020 to shareholders on record as at December 2, 2020. The ex-dividend date is December 1, 2020.

Eppley Caribbean Property Fund Limited SCC (CPFV)

EPLY has also declared an ordinary dividend of 3.72 cents ($0.0372) per share payable on December 15, 2020 to shareholders on record as at November 30, 2020. The ex-dividend date is November 27, 2020.

1834 Investments Limited (1834)

1834 has also declared an interim dividend of $0.04 per stock unit payable on December 11, 2020 to stockholders on record as at November 24, 2020. The ex-dividend date is November 23, 2020.

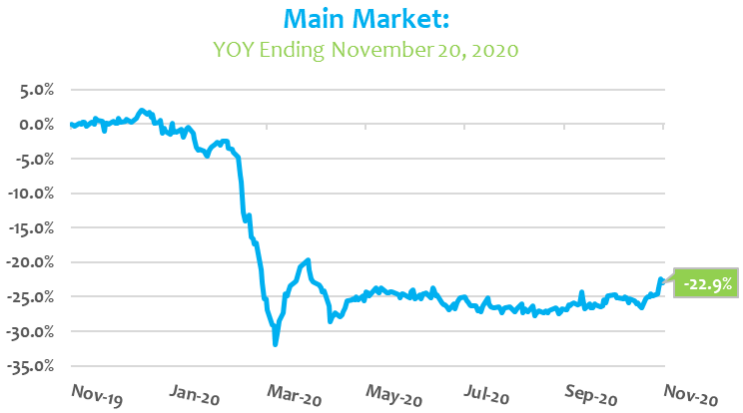

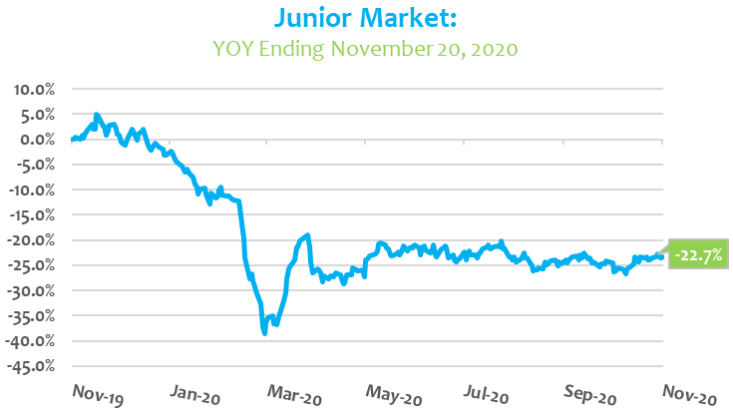

Jamaica Stock Exchange

Ticker	Stock	Current Price	Market Capitalization Current Values	YTD Return	PE RATIO	Price/Book	ROE	Dividend Yield
NCBFG	NCB Financial Group	149.98	369,965,088,943	-23.7%	13.76	1.85	13.4%	1.3%
SJ	Sagicor Group Jamaica	48.00	187,470,476,064	-33.9%	12.40	1.49	12.0%	0.8%
SGJ	Scotia Group Jamaica	46.00	143,132,357,264	-17.9%	11.76	1.26	10.7%	2.4%
BIL	Barita Investments Limited	84.00	91,190,659,812	15.9%	33.36	3.29	9.8%	0.0%
KW	Kingston Wharves Limited	48.90	69,936,759,364	-20.2%	29.49	2.49	8.4%	0.6%
PJAM	Pan Jamaica Investment Limited	65.00	69,300,392,850	-36.6%	17.26	1.51	8.8%	1.6%
JMMBGL	JMMB Group Limited	31.98	62,538,569,973	-32.0%	14.13	1.21	8.6%	0.7%
WISYNCO	WISYNCO Group	15.40	57,750,000,000	-33.7%	25.89	4.18	16.1%	0.6%
GK	GraceKennedy Limited	57.99	57,693,490,867	-16.5%	10.23	0.97	9.5%	1.4%
CCC	Carib Cement Company	56.67	48,233,910,612	-30.2%	19.47	4.68	24.1%	0.0%
SEP	Seprod Limited	62.00	45,479,905,010	22.6%	18.13	2.82	15.5%	0.8%
SVL	Supreme Ventures Limited	15.90	41,932,353,323	-37.8%	18.57	7.46	40.2%	2.3%
JBG	Jamaica Broilers Group	27.00	32,380,462,800	-34.3%	20.79	2.03	9.8%	0.7%
CAR	Carreras Limited	6.55	31,796,320,000	-19.5%	11.39	17.89	157.0%	4.9%
PULS	Pulse Investment Limited	4.49	29,288,055,270	201.1%	32.28	6.69	20.7%	0.4%
JP	Jamaica Producers Group	19.70	22,106,237,509	-26.7%	5.86	0.72	12.3%	0.8%
XFUND	Sagicor Real Estate X Fund	7.75	17,383,289,719	-16.2%	N/A	0.67	-40.4%	0.0%
JSE	Jamaica Stock Exchange	19.00	13,323,750,000	-33.6%	32.35	12.61	39.0%	2.0%
MJE	Mayberry Jamaican Equities	7.80	9,368,964,470	-40.1%	N/A	0.94	-8.4%	0.0%
VMIL	Victoria Mutual Investments	5.50	8,250,137,500	-40.0%	16.87	2.07	12.3%	3.5%
WIG	Wigton Windfarm Limited	0.74	8,140,000,000	-24.1%	14.08	2.09	14.9%	0.0%
MIL	Mayberry Investments Limited	5.62	6,750,459,015	-37.6%	N/A	0.51	-6.8%	0.0%
SML	Stanley Motta Limited	5.65	4,281,730,969	-5.2%	16.48	1.03	6.3%	0.0%
EPLY	Eppley Limited	20.02	3,853,215,366	42.3%	19.77	4.26	21.5%	3.2%
SCIJMD	Sygnus Credit Investment Limited	17.76	3,273,368,688	-31.6%	13.30	0.69	5.2%	0.0%
SelectF	Sagicor Select Funds - Financial	0.64	3,264,000,000	-33.5%	N/A	0.78	-5.6%	0.00%
SALF	Salada Foods Jamaica Limited	27.50	2,856,790,475	-17.2%	24.75	3.12	12.6%	2.5%
RJR	Radio Jamaica Limited	1.15	2,785,860,802	-37.1%	86.93	1.23	1.4%	0.0%
KEY	Key Insurance Company Ltd	7.30	2,689,763,044	146.0%	N/A	15.74	-515.8%	0.0%
SelectMD	Sagicor Select Funds - Manufacturing & Distribution	0.70	2,671,628,400	-10.4%	N/A	0.88	-24.8%	0.0%
PJX	Portland JSX Limited	8.00	2,479,746,088	11.1%	N/A	0.81	-0.8%	0.0%
KPREIT	Kingston Properties Limited	6.98	2,246,712,621	8.6%	6.75	0.16	2.4%	0.0%
PAL	Palace Amusement Co. Limited	1,265.01	1,817,854,790	-56.4%	N/A	5.01	-37.1%	0.0%
138SL	138 Student Living Ja Limited	3.51	1,454,895,000	-17.2%	4.19	0.26	6.3%	0.0%
SIL	Sterling Investments Limited	3.70	1,384,150,323	10.8%	13.55	1.15	8.5%	0.8%
1834	1834 Investment Limited	0.95	1,150,681,636	-11.4%	40.68	0.79	1.9%	0.0%
QWI	QWI Investments Limited	0.72	982,800,011	-27.0%	0.79	0.71	-32.7%	0.0%
PROVEN	Proven Investments Limited	0.23	145,196,509	-22.0%	5.22	1.28	24.6%	3.5%
PBS	Productive Business Solution Ltd (USD)	0.75	92,454,545	14.8%	0.00	2.80	-9.9%	1.1%
CBNY	Ciboney Group Limited	0.15	81,900,000	35.7%	N/A	6.29	-38.3%	0.0%
MTL	Margaritaville (Turks) Limited (USD)	0.13	8,775,000	-63.9%	0.02	0.00	14.2%	3.5%

International Equity Performance

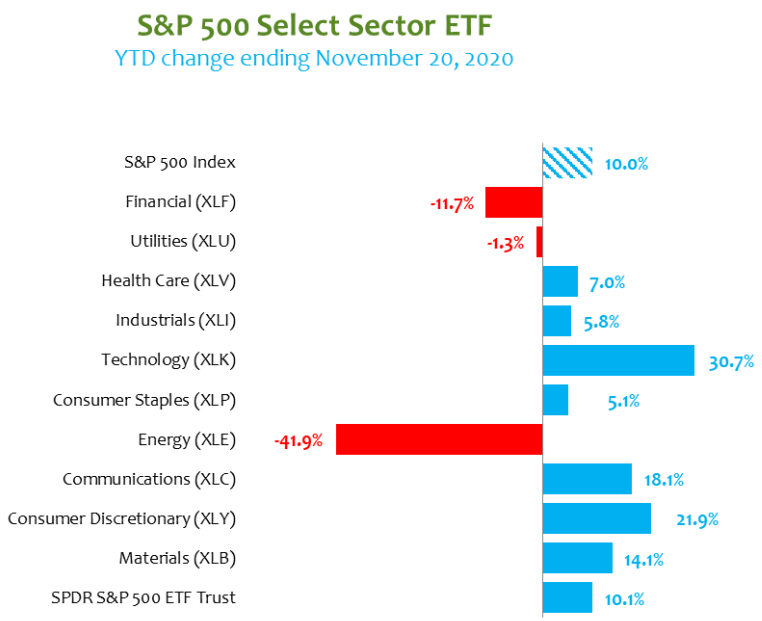

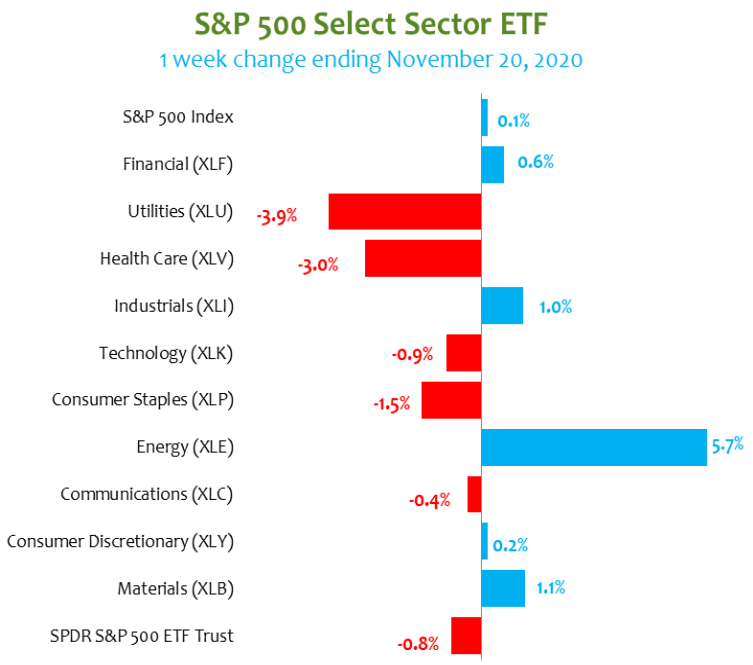

Indices	Last Price (20/11/2020)	Year to Date
Emerging Markets		
Shanghai Composite (China)	3,377.73	9.48%
Sensex (India)	43,882.25	5.42%
Bovespa (Brazil)	106,940.00	-10.06%
IPC (Mexico)	41,905.06	-5.70%
Europe		
DAX (Germany)	13,204.64	-1.35%
CAC 40 (France)	5,518.46	-8.66%
FTSE 100 (Great Britain)	6,343.49	-16.58%

Fixed Income Performance

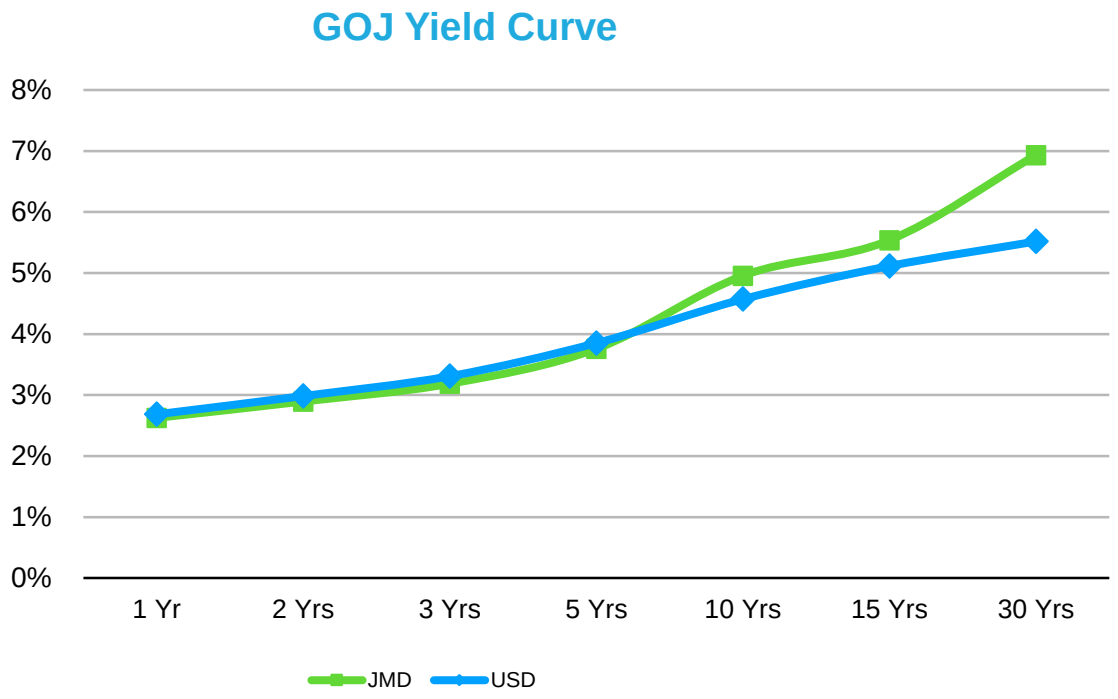

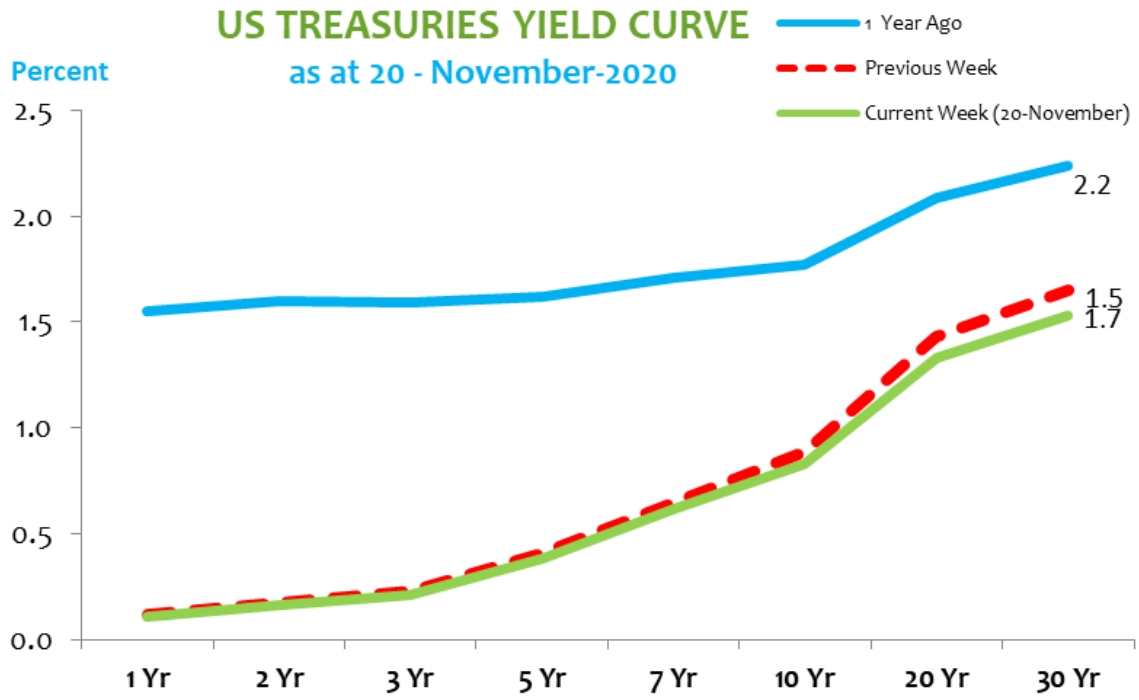

Foreign Exchange

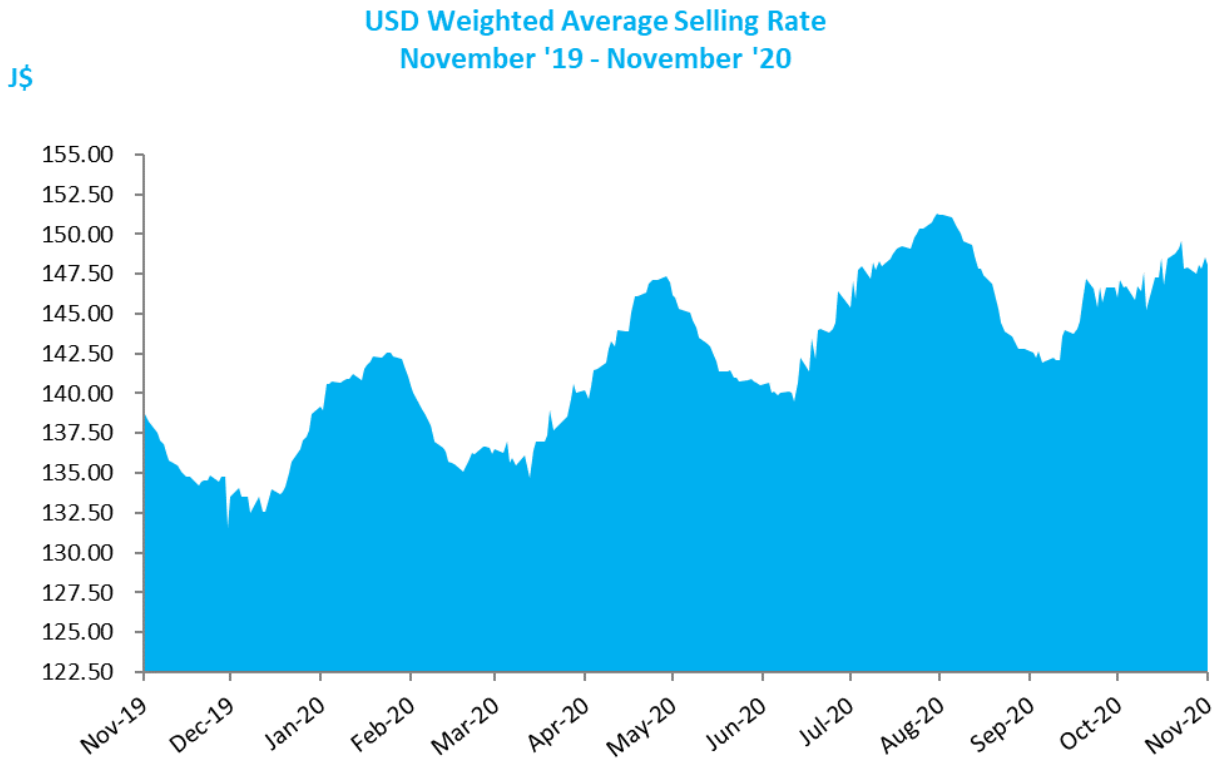

Nov 20. 2020	BUY	SELL
USD	$146.57	$148.08
CAD	$108.40	$113.81
GBP	$193.97	$195.25
EUR	$173.80	$178.71

Sagicor Investments Research Unit

Sagicor Investments

888 - SAGICOR (724-4267) | www.sagicor.com